


## MP8P8C-C6A-XL Assembly Instructions



1.



2. Strip 20mm sheath from the cable




3. Spread apart the four pairs



4. Cut off the foil and twist drain wire



5. Untwist and order pairs




6. Slide into insert and trim


## MP8P8C-C6A-XL Assembly Instructions




7. Slide assembly into plug body




8. Crimp



9. Gently crimp shielding clamp (excess pressure will cause deformation)



10. After crimping



11. Cut the remaining drain wire



12. Assembly process complete